

SAFETY COMPLIANCE TESTING FOR FMVSS No. 218 MOTORCYCLE HELMETS

Brand: VOSSDOT
Model: HF-900DV
Tested Size: L (59-60 cm)



Issue Date: 28 April 2020

Final Report: 1065.0010.001

Tested By:

Taicang ACT Sporting Goods Testing Co., Ltd.
No. 35 Zhenghe Road,
Ludu Town, Taicang City, Suzhou,
Jiangsu Province, China 215412
www.act-lab.com

This document shall not be reproduced except in full without written approval from ACT Lab LLC.



This laboratory is accredited in accordance with the recognized International Standard ISO/IEC 17025:2005. This accreditation demonstrates technical competence for a defined scope and the operation of a laboratory quality management system (refer joint ISO-ILAC-IAF Communiqué dated January 2009.) The Joint Communiqué is available on publications and resources page of the ILAC website at <http://www.ilac.org>. Accreditation listing and certificate can be found at <http://www.iasonline.org>.

Contract File No.: 1065.0010

Test File: 001

Control Document: Official ACT/FMVSS No.218/Report Template TP-07 CN 19 November 2019 Rev.9
SharePoint/GlobalResourceLibrary/Reporting/ReportTemplates/Helmets/FMVSS No.218

Technician: Edward Wang

Test Date: 27 April 2020



TABLE OF CONTENTS

<u>PURPOSE OF COMPLIANCE TEST</u>	3
<u>HELMET DATA</u>	4
<u>TEST DATA</u>	13
<u>APPENDIX A</u>	27
<u>INTERPRETATIONS OR DEVIATIONS FROM FMVSS 218</u>	27
<u>APPENDIX B</u>	28
<u>EQUIPMENT LIST AND CALIBRATION SCHEDULES</u>	28
<u>APPENDIX C</u>	31

PURPOSE OF COMPLIANCE TEST

Purpose:

The purpose of this test was to determine if the motorcycle helmets supplied by:

VOSSDOT

Met the requirements of

Federal Motor Vehicle Safety Standard No. 218: Motorcycle Helmets effective May 13, 2013.

All samples received were in good condition and appropriate for these tests.

Test Procedure:

This test was performed following TP-218-07 and ACT Lab Helmet Cadex Testing Manual 2.3



HELMET DATA

HELMET BRAND NAME: VOSSDOT

HELMET MODEL DESIGNATION: HF-900DV

HELMET MANUFACTURER: _____

HELMET SIZE: L (59-60 cm)

HELMET COVERAGE: Partial: _____ Full: _____ Complete: X

HELMET POSITIONING INDEX: 50 mm

SHELL MATERIAL: ABS/Fiberglass

LINER MATERIAL: Polyester Resin and Polystyrene

BUCKLE DESCRIPTION: Quick Release Ratchet

HELMET	A Ambient	B Low Temp	C High Temp	D Water Immersed	E Spare
SHELL COLOR/PATTERN	Black	Black	Black	Black	---
WEIGHT (grams)	1455	1411	1411	1406	---
MONTH & YEAR OF MANUFACTURE	05/20	05/20	05/20	05/20	---

Reviewed by: John Bogler 

COMMENTS:

1. All helmets were received in undamaged condition and were appropriate for testing.
2. Weights listed above for helmets A-D are as tested with the face shield removed.
3. This is a complete coverage helmet with modular flip up chin bar.
4. ACT determined the HPI information prior to testing.



SUMMARY OF TEST RESULTS

INDICATE Pass or Fail

HELMET	A	B	C	D
TEST	AMBIENT	LOW TEMP	HIGH TEMP	WATER IMMERSED
IMPACT	Pass	Pass	Pass	Pass
PENETRATION	Pass	Pass	Pass	Pass
RETENTION	Pass	Pass	Pass	Pass

INDICATE Pass or Fail

TEST	PASS/FAIL
PERIPHERAL VISION	Pass
PROJECTIONS	Pass
LABELING	*Pass

COMMENT:

1. S5.6 Labeling: *Client has supplied digital artwork for section 5.6.2. ACT has only evaluated that the required content is present, additional formatting, appearance and permanency requirements unable to be evaluated.

SELECTION OF APPROPRIATE HEADFORM

Paragraph S6.1 - If the helmet size designation falls into more than one of three size ranges, it shall be tested on each appropriate headform.

HELMET SIZE DESIGNATION	HEADFORM SIZE
Less than or equal to 6-3/4 (European Size 54)	SMALL
Greater than 6-3/4, but less than or equal to 7-1/2 (European Size 60)	MEDIUM
Greater than 7-1/2 (European 60)	LARGE

COMMENTS:

The manufacturer marked the helmet with its corresponding discrete size: L (59-60 cm),
Headform Size: DOT MEDIUM.

CONDITIONING FOR TESTING — Paragraph S6.4 — The protective headgear shall be conditioned for not less than 4 hours and no more than 24 hours, in the specified environmental condition shown below, prior to test.

Ambient Conditions	16°C to 26°C (61°F to 79°F); 30% to 70% Relative Humidity
Low Temperature	-15°C to -5°C (5°F to 23°F)
High Temperature	45°C to 55°C (113°F to 131°F)
Water Immersion	16°C to 26°C (61°F to 79°F)

The maximum time during which the protective headgear may be out of the conditioning environment shall not exceed 4 minutes. It must then be returned to the conditioned environment for a minimum of 3 minutes for each minute or portion of a minute in excess of 4 minutes out of the conditioning environment or 12 hours, whichever is less, prior to resumption of testing.

AVERAGE LAB TEMPERATURE : 22 °C ; AVERAGE LAB HUMIDITY : 57 %



IMPACT ATTENUATION

Helmet ID	Condition	Impact #	Impact Location	Anvil	Drop Height (cm)	Velocity (m/sec)	Duration at 150G (ms)	Duration at 200G (ms)	Peak Acc. (g)	Pass/Fail
1065.0010.001-A	Ambient	1	RT FRONT	FLAT	192.0	5.9797	0.43	0.00	153.9	Pass
1065.0010.001-A	Ambient	2	RT FRONT	FLAT	192.0	5.9759	2.31	0.00	185.8	Pass
1065.0010.001-A	Ambient	3	LF REAR	FLAT	192.0	6.0888	0.75	0.00	156.3	Pass
1065.0010.001-A	Ambient	4	LF REAR	FLAT	192.0	6.0640	2.57	0.00	177.5	Pass
1065.0010.001-A	Ambient	5	LF FRONT	HEMI	145.0	5.2213	0.00	0.00	84.6	Pass
1065.0010.001-A	Ambient	6	LF FRONT	HEMI	145.0	5.1857	0.00	0.00	88.5	Pass
1065.0010.001-A	Ambient	7	RT REAR	HEMI	145.0	5.2314	0.00	0.00	92.9	Pass
1065.0010.001-A	Ambient	8	RT REAR	HEMI	145.0	5.2303	0.00	0.00	97.3	Pass
1065.0010.001-B	Cold	1	RT FRONT	FLAT	192.0	6.0508	1.14	0.00	165.2	Pass
1065.0010.001-B	Cold	2	RT FRONT	FLAT	192.0	5.9821	2.13	0.00	170.1	Pass
1065.0010.001-B	Cold	3	LF REAR	FLAT	192.0	6.0895	1.11	0.00	156.8	Pass
1065.0010.001-B	Cold	4	LF REAR	FLAT	192.0	6.0215	2.39	0.00	180.9	Pass
1065.0010.001-B	Cold	5	LF FRONT	HEMI	145.0	5.2134	0.00	0.00	82.1	Pass
1065.0010.001-B	Cold	6	LF FRONT	HEMI	145.0	5.2234	0.00	0.00	97.3	Pass
1065.0010.001-B	Cold	7	RT REAR	HEMI	145.0	5.2213	0.00	0.00	103.7	Pass
1065.0010.001-B	Cold	8	RT REAR	HEMI	145.0	5.2189	0.00	0.00	101.3	Pass
1065.0010.001-C	Hot	1	RT FRONT	FLAT	192.0	6.0198	0.84	0.00	155.4	Pass
1065.0010.001-C	Hot	2	RT FRONT	FLAT	192.0	5.9741	0.50	0.00	156.8	Pass
1065.0010.001-C	Hot	3	LF REAR	FLAT	192.0	6.0358	0.58	0.00	156.3	Pass
1065.0010.001-C	Hot	4	LF REAR	FLAT	192.0	6.0134	2.30	0.00	170.6	Pass
1065.0010.001-C	Hot	5	LF FRONT	HEMI	145.0	5.2077	0.00	0.00	75.7	Pass
1065.0010.001-C	Hot	6	LF FRONT	HEMI	145.0	5.2077	0.00	0.00	77.2	Pass
1065.0010.001-C	Hot	7	RT REAR	HEMI	145.0	5.2477	0.00	0.00	101.3	Pass
1065.0010.001-C	Hot	8	RT REAR	HEMI	145.0	5.1714	0.00	0.00	99.8	Pass
1065.0010.001-D	Wet	1	RT FRONT	FLAT	192.0	5.9951	0.00	0.00	126.8	Pass
1065.0010.001-D	Wet	2	RT FRONT	FLAT	192.0	5.9908	0.00	0.00	138.1	Pass
1065.0010.001-D	Wet	3	LF REAR	FLAT	192.0	6.0356	0.00	0.00	143.1	Pass
1065.0010.001-D	Wet	4	LF REAR	FLAT	192.0	6.0152	0.67	0.00	155.8	Pass
1065.0010.001-D	Wet	5	LF FRONT	HEMI	145.0	5.2207	0.00	0.00	69.8	Pass
1065.0010.001-D	Wet	6	LF FRONT	HEMI	145.0	5.2341	0.00	0.00	86.5	Pass
1065.0010.001-D	Wet	7	RT REAR	HEMI	145.0	5.2433	0.00	0.00	99.3	Pass
1065.0010.001-D	Wet	8	RT REAR	HEMI	145.0	5.2391	0.00	0.00	99.3	Pass

Contract File No.: 1065.0010

Test File: 001

Control Document: Official ACT/FMVSS No.218/Report Template TP-07 CN 19 November 2019 Rev.9

SharePoint/GlobalResourceLibrary/Reporting/ReportTemplates/Helmets/FMVSS No.218

Technician: Edward Wang

Test Date: 27 April 2020

PENETRATION

Paragraph S5.2 and S7.2

WEIGHT OF STRIKER: 2.95 to 3.06 kg (6 pounds, 8 ounces to 6 pounds, 12 ounces)

POINT OF STRIKER: Radius = 0.5 ± 0.1 mm (0.02 ± 0.004 in.), included angle of $60^\circ \pm 0.5^\circ$, hardness minimum of 60 Rockwell "C" Scale and a cone height of not less than 3.8 ± 0.038 cm (1.5 ± 0.015 in.).

HEIGHT OF FALL: $300 \text{ cm} \pm 1.5 \text{ cm}$, measured from the tip of the striker point to the outer surface of the mounted protective headgear.

FAILURE CRITERION: When tested, the protective headgear shall be failed if the penetrator has made an indentation in the headform.

TEST	HELMET	TEST LOCATION	PASS	FAIL	CONDITIONS
1	A	Crown	X		AMBIENT
2	A	Rear Right	X		AMBIENT
3	B	Crown	X		LOW TEMPERATURE
4	B	Rear Right	X		LOW TEMPERATURE
5	C	Crown	X		HIGH TEMPERATURE
6	C	Rear Right	X		HIGH TEMPERATURE
7	D	Crown	X		WATER IMMERSED
8	D	Rear Right	X		WATER IMMERSED

COMMENT: Photographs of penetration test locations are found in Appendix C.

RETENTION SYSTEM

Paragraph S5.3 and S7.3

REQUIREMENTS:

READING	APPLIED LOAD
INITIAL	22.68 kg, + 4.54 kg, - 0 kg (50.0 lbs., + 10 lbs., - 0 lbs.)
FINAL	136 kg, + 0 kg, - 2.3 kg (300.0 lbs., + 0 lbs., - 5 lbs.)

ELONGATION NOT TO EXCEED 2.54 cm (1.0 INCH) AFTER LOAD INCREASE

HELMET	CONDITIONS	ELONGATION cm
A	AMBIENT	1.52
B	LOW TEMPERATURE	1.44
C	HIGH TEMPERATURE	1.57
D	WATER IMMERSED	1.44

PERIPHERAL VISION

CONFIGURATION - Paragraph S5.4 - Helmet shall provide a minimum peripheral vision of 105° to each side of the midsagittal plane. The brow opening shall be at least 2.54 cm (1 inch) above all points in the basic plane that are within the angles of peripheral vision.

	REQUIREMENTS	TEST RESULTS
PERIPHERAL VISION	> 105°	Pass
BROW OPENING	> 2.5 cm (1 inch)	Pass

PROJECTIONS - Paragraph S5.5

REQUIREMENTS:

PROJECTION	REQUIREMENT
Internal rigid	None
External rigid	Operational, shall not protrude more than 5 mm

TEST RESULTS:

PROJECTION	PRESENT?	HEIGHT (mm)
Internal	None	Not Applicable
External	Rear Spoiler	28.78 mm

COMMENT:

- The projection is greater than 5 mm in height but is loosely attached to the shell and therefore deemed non-rigid.

LABELING

S5.6.1 *Labeling* - Each helmet shall be permanently and legibly labeled, in a manner such that the label(s) can be easily read without removing padding or any other permanent part, with the following:

Required Information	Content/Format	Permanent
Manufacturer's name	Pass	Pass
Discrete size	Pass	Pass
Month and year of manufacture	Pass	Pass
Instructions to the purchaser as follows:	-----	-----
"Shell and liner constructed of (identify type(s) of materials)."	Pass	Pass
"Helmet can be seriously damaged by some common substances without damage being visible to the user."	Pass	Pass
"Apply only the following: (Recommended cleaning agents, paints, adhesives, etc., as appropriate.)"	Pass	Pass
"Make no modifications."	Pass	Pass
"Fasten helmet securely."	Pass	Pass
"If helmet experiences a severe blow, return it to the manufacturer for inspection, or destroy it and replace it."	Pass	Pass

COMMENT:

1. Labels were determined to be both easily read and permanent based on the TP-218-07, Section 12.5.4.

LABELING

S5.6.2 Certification. Each helmet shall be labeled permanently and legibly with a label, constituting the manufacturer's certification that the helmet conforms to the applicable Federal motor vehicle safety standards, that is separate from the label(s) used to comply with S5.6.1, and complies with paragraphs (a) through (c) of this section. (a) Content, format, and appearance. The label required by paragraph S5.6.2 shall have the following content, format, and appearance:

Required Certification Information	Content/ Format	Permanent
The symbol "DOT," horizontally centered on the label, in letters not less than 0.38 inch (1.0 cm) high.	*Pass	*Pass
The term "FMVSS No. 218," horizontally centered beneath the symbol DOT, in letters not less than 0.09 inches (0.23 cm) high.	*Pass	
The word "CERTIFIED," horizontally centered beneath the term "FMVSS No. 218," in letters not less than 0.09 inches (0.23 cm) high.	*Pass	
The precise model designation horizontally centered above the symbol DOT, in letters and/or numerals not less than 0.09 inch (0.23 cm) high.	*Pass	
The manufacturer's name and/or brand, horizontally centered above the model designation, in letters and/or numerals not less than 0.09 inch (0.23 cm) high.	*Pass	
All symbols, letters and numerals shall be in a color that contrasts with the background of the label.	*Pass	
No information, other than the information specified in subparagraph (a), shall appear on the label.	*Pass	
The label shall appear on the outer surface of the helmet and be placed so that it is centered laterally with the horizontal centerline of the DOT symbol located a minimum of 1 inch (2.5 cm) and a maximum of 3 inches (7.6 cm) from the bottom edge of the posterior portion of the helmet.	*Pass	

COMMENT:

- S5.6 Labeling: *Client has supplied digital artwork for section 5.6.2. ACT has only evaluated that the required content is present, additional formatting, appearance and permanency requirements unable to be evaluated.



TEST DATA

Contract File No.: 1065.0010

Test File: 001

Control Document: Official ACT/FMVSS No.218/Report Template TP-07 CN 19 November 2019 Rev.9

SharePoint/GlobalResourceLibrary/Reporting/ReportTemplates/Helmets/FMVSS No.218

13 of 38

Technician: Edward Wang

Test Date: 27 April 2020

Uni-Axial Calibration

M.E.P. Pad Model

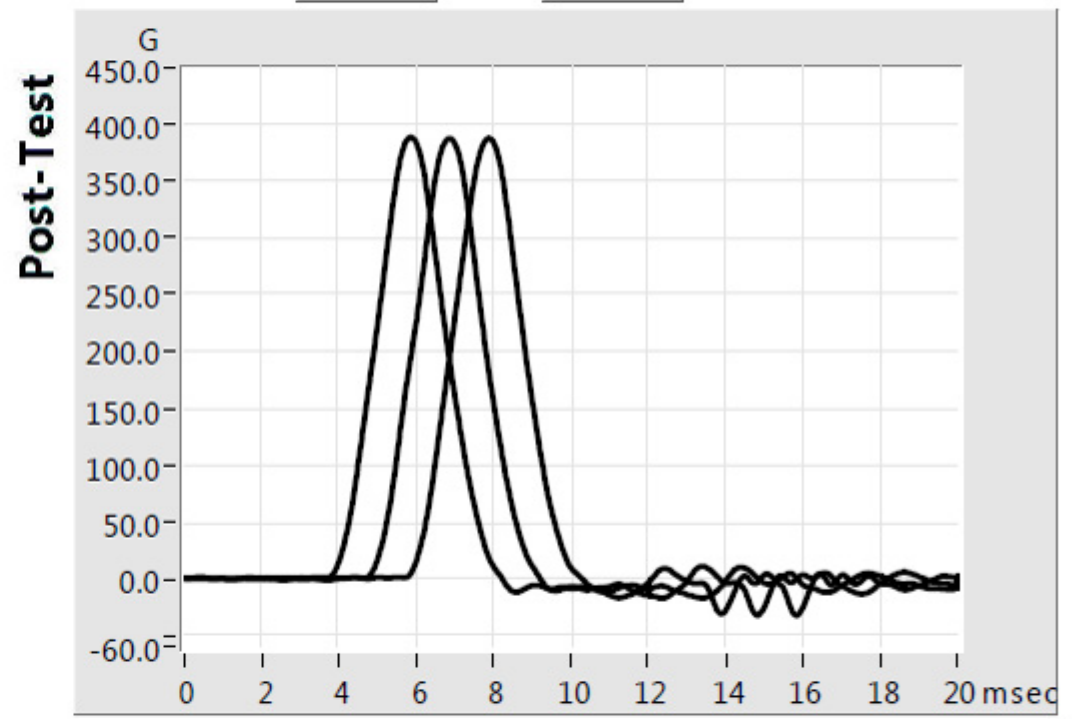
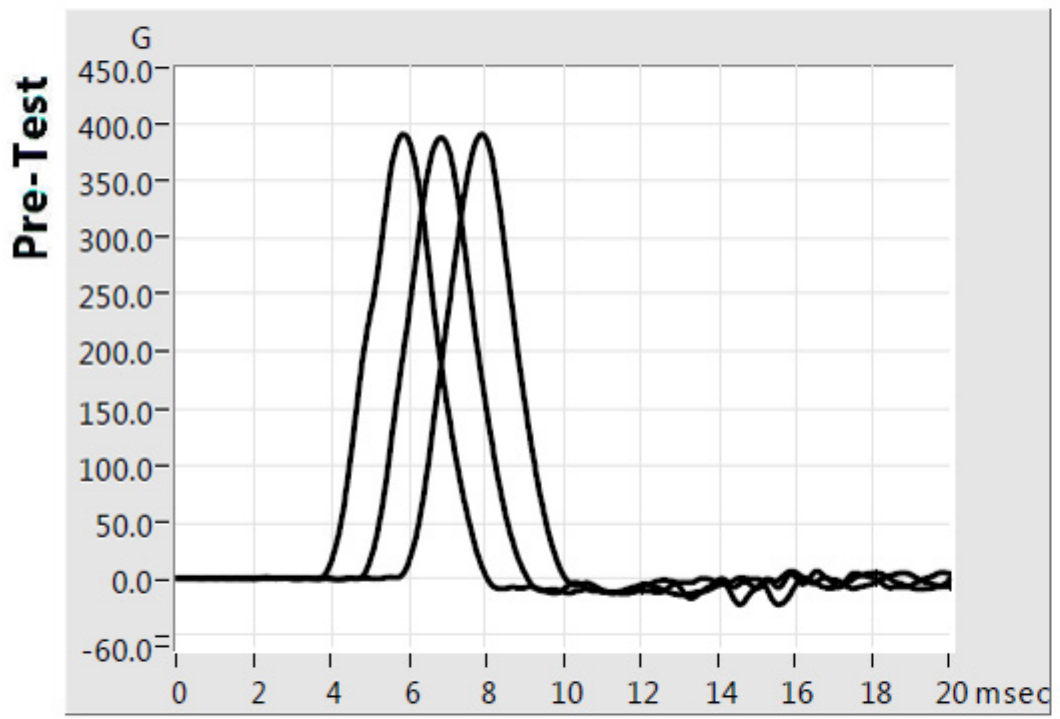
Helmet Manufacturer :
Address :

Laboratory Temperature deg C
 Laboratory Humidity %
 Selected Filter Frequency 1000 Hz
 Acc. sensitivity (axis Z) : mV/G
 Acc. sensitivity (axis X) : mV/G
 Acc. sensitivity (axis Y) : mV/G

Testing Laboratory Taicang ACT Lab
 Address : No.35 Zhenghe Road, Ludu Town,
 Taicang City, Suzhou, Jiangsu Province,
 China 215412

Drop Device :
 Drop mass assembly : kg Time gate flag height : mm
 Calibration peak : G +/- G

Laboratory Technician name Carry



Impact #	Peak Acc.(G)	Velocity IN (m/sec)	Drop Height (cm)	Anvil type	Delta T 150G (msec)	Delta T 200G (msec)	Position	Test Date	Test Time	Friction (%)	PASS or FAIL
Pre-Test	1	4.3867	100.0	MEP	2.36	1.95	0/0	2020-04-27	09:05:06	0.9	Pass
	2	4.4376	100.0	MEP	2.35	1.93	0/0	2020-04-27	09:06:05	-0.2	Pass
	3	4.4255	100.0	MEP	2.33	1.94	0/0	2020-04-27	09:07:05	0.1	Pass
Post-Test	1	4.4186	100.0	MEP	2.35	1.92	0/0	2020-04-27	10:50:44	0.2	Pass
	2	4.4330	100.0	MEP	2.36	1.92	0/0	2020-04-27	10:51:41	-0.1	Pass
	3	4.4340	100.0	MEP	2.35	1.94	0/0	2020-04-27	10:52:43	-0.1	Pass

Curve impact #2 : shift of 1ms
 Curve impact #3 : shift of 2ms

Impact Uni-Axial

Testing Laboratory : Taicang ACT Lab

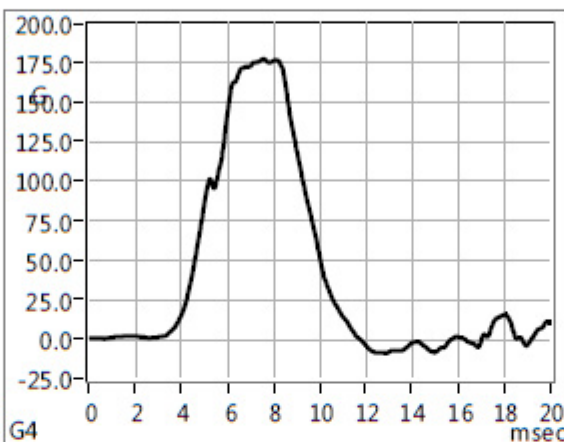
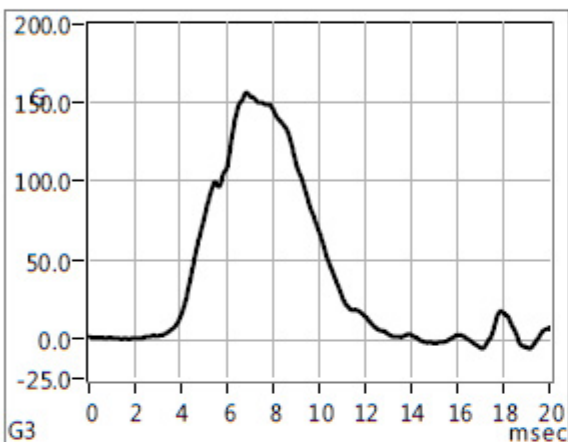
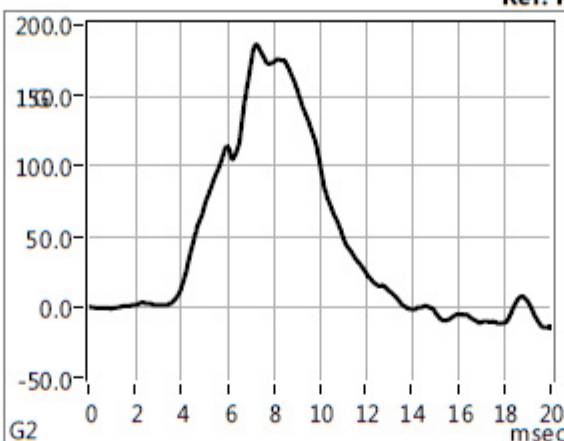
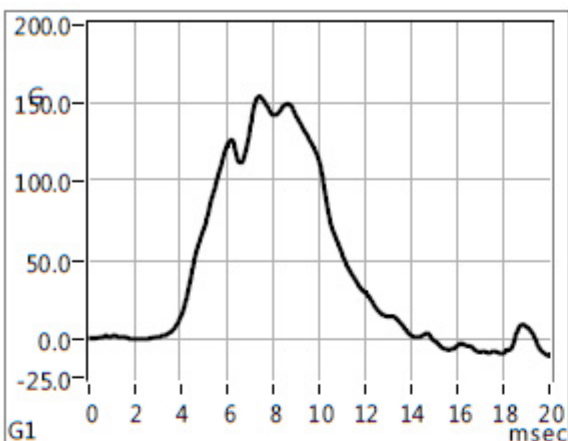
Address : No.35 Zhenghe Road, Ludu Town,
Taicang City, Suzhou, Jiangsu
Province, China 215412

Helmet Manufacturer :
Address :

Laboratory Technician name : Carry

Batch Number :

Ref. P.O. Number :



Model : HF-900DV
Color : Black
Size : L(59-60cm)
Weight : 1455.00 g
Manufacturing Date : 27 Apr 2020
Standard Request : FMVSS 218
Identification Code : 1065.0010.001-A
Headform Model : D.O.T.
Headform Size : C D.O.T
Conditioning : Ambient
Laboratory Temperature : 22 deg C
Laboratory Humidity : 57 %
Selected Filter Frequency : 1650 Hz
Maximum Peak G's authorized : 400 G
Maximum Peak m/s² authorized : 3923 m/s²
Drop mass assembly : 5.000 kg
Time gate flag height : 25.50 mm
Acc. sensibility (axis Z) : 9.93

Impact #	Peak Acc.(G)	Velocity IN (m/sec)	Drop Height (cm)	Anvil type	Delta T 150G (msec)	Delta T 200G (msec)	Position	Test Date	Test Time	Friction (%)	PASS or FAIL
1	153.9	5.9797	192.0	FLAT	0.43	0.00	RT FRONT	2020-04-27	09:49:21	2.6	Pass
2	185.8	5.9759	192.0	FLAT	2.31	0.00	RT FRONT	2020-04-27	09:49:53	2.6	Pass
3	156.3	6.0888	192.0	FLAT	0.75	0.00	LF REAR	2020-04-27	10:03:42	0.8	Pass
4	177.5	6.0640	192.0	FLAT	2.57	0.00	LF REAR	2020-04-27	10:04:04	1.2	Pass

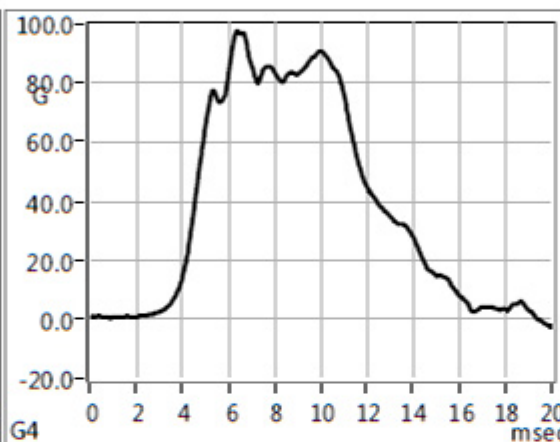
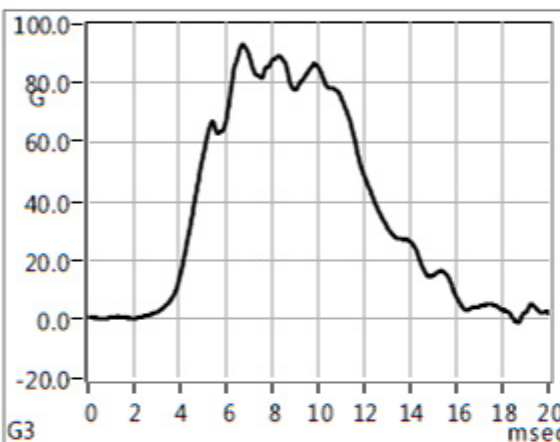
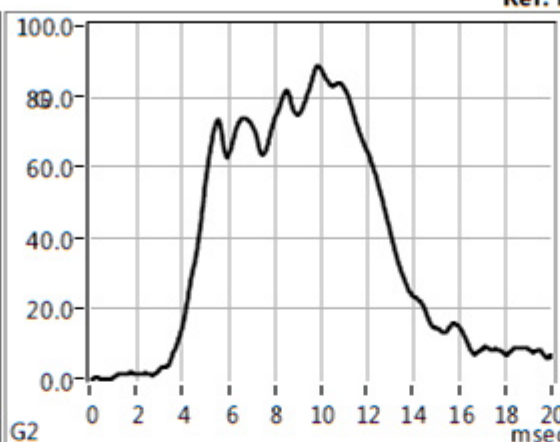
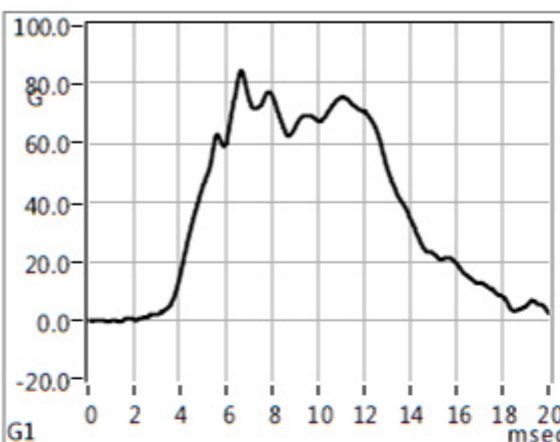
Impact Uni-Axial

Testing Laboratory : Taicang ACT Lab

Address : No.35 Zhenghe Road, Ludu Town,
Taicang City, Suzhou, Jiangsu
Province, China 215412

Helmet Manufacturer :
Address :

Laboratory Technician name : Carry
Batch Number :
Ref. P.O. Number :



Model : HF-900DV
Color : Black
Size : L(59-60cm)
Weight : 1455.00 g
Manufacturing Date : 27 Apr 2020
Standard Request : FMVSS 218
Identification Code : 1065.0010.001-A
Headform Model : D.O.T.
Headform Size : C D.O.T
Conditioning : Ambient
Laboratory Temperature : 22 deg C
Laboratory Humidity : 57 %
Selected Filter Frequency : 1650 Hz
Maximum Peak G's authorized : 400 G
Maximum Peak m/s² authorized : 3923 m/s²
Drop mass assembly : 5.000 kg
Time gate flag height : 25.50 mm
Acc. sensibility (axis Z) : 9.93

Impact #	Peak Acc.(G)	Velocity IN (m/sec)	Drop Height (cm)	Anvil type	Delta T 150G (msec)	Delta T 200G (msec)	Position	Test Date	Test Time	Friction (%)	PASS or FAIL
5	84.6	5.2213	145.0	HEMI	0.00	0.00	LF FRONT	2020-04-27	10:19:56	2.1	Pass
6	88.5	5.1857	145.0	HEMI	0.00	0.00	LF FRONT	2020-04-27	10:20:22	2.8	Pass
7	92.9	5.2314	145.0	HEMI	0.00	0.00	RT REAR	2020-04-27	10:30:51	1.9	Pass
8	97.3	5.2303	145.0	HEMI	0.00	0.00	RT REAR	2020-04-27	10:31:07	1.9	Pass

Impact Uni-Axial

Testing Laboratory : Taicang ACT Lab

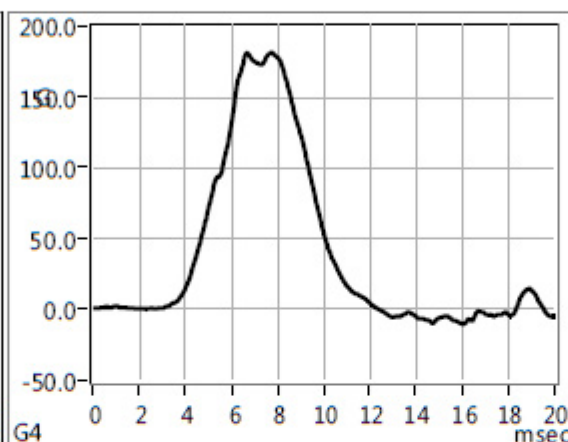
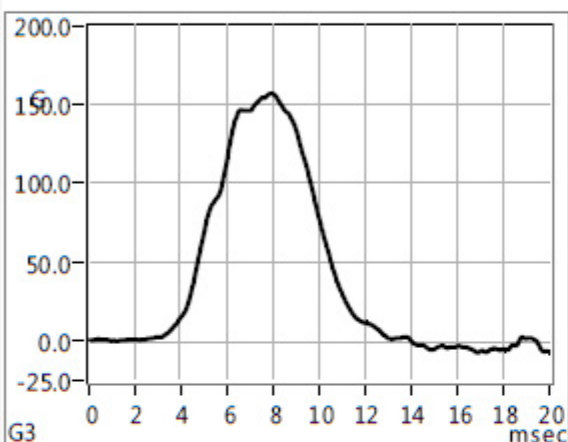
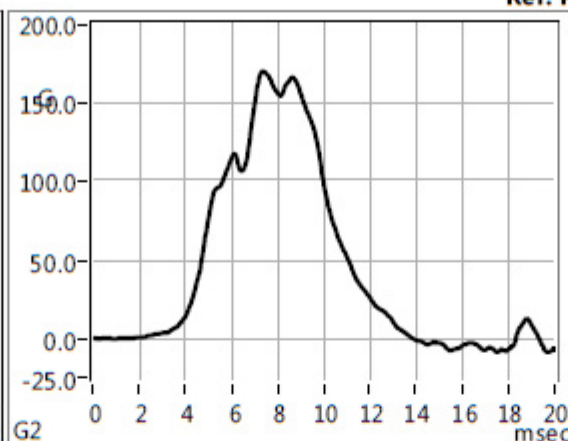
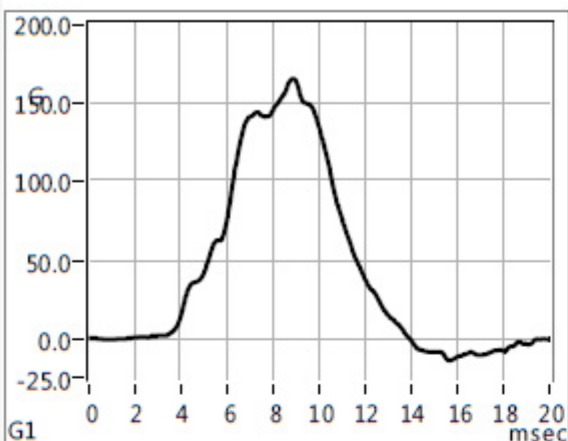
Address : No.35 Zhenghe Road, Ludu Town,
Taicang City, Suzhou, Jiangsu
Province, China 215412

Helmet Manufacturer :
Address :

Laboratory Technician name : Carry

Batch Number :

Ref. P.O. Number :



Model : HF-900DV
Color : Black
Size : L(59-60cm)
Weight : 1411.00 g
Manufacturing Date : 27 Apr 2020
Standard Request : FMVSS 218
Identification Code : 1065.0010.001-B
Headform Model : D.O.T.
Headform Size : C D.O.T
Conditioning : Cold
Laboratory Temperature : 22 deg C
Laboratory Humidity : 57 %
Selected Filter Frequency : 1650 Hz
Maximum Peak G's authorized : 400 G
Maximum Peak m/s² authorized : 3923 m/s²
Drop mass assembly : 5.000 kg
Time gate flag height : 25.50 mm
Acc. sensibility (axis Z) : 9.93

Impact #	Peak Acc.(G)	Velocity IN (m/sec)	Drop Height (cm)	Anvil type	Delta T 150G (msec)	Delta T 200G (msec)	Position	Test Date	Test Time	Friction (%)	PASS or FAIL
1	165.2	6.0508	192.0	FLAT	1.14	0.00	RT FRONT	2020-04-27	09:52:22	1.4	Pass
2	170.1	5.9821	192.0	FLAT	2.13	0.00	RT FRONT	2020-04-27	09:53:07	2.5	Pass
3	156.8	6.0895	192.0	FLAT	1.11	0.00	LF REAR	2020-04-27	10:09:07	0.8	Pass
4	180.9	6.0215	192.0	FLAT	2.39	0.00	LF REAR	2020-04-27	10:09:37	1.9	Pass

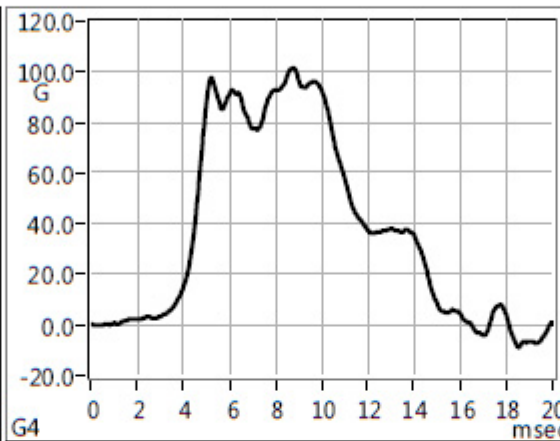
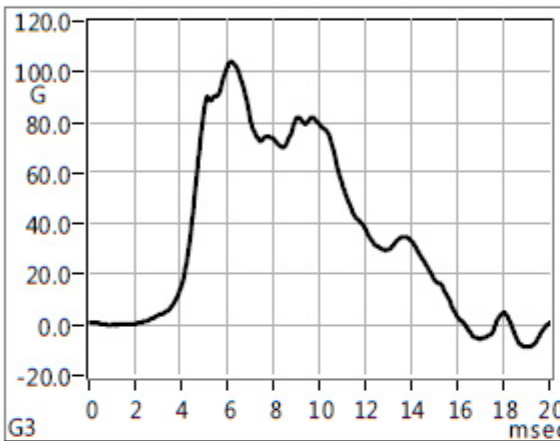
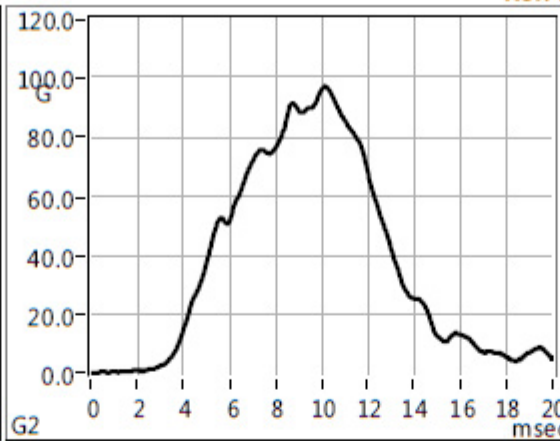
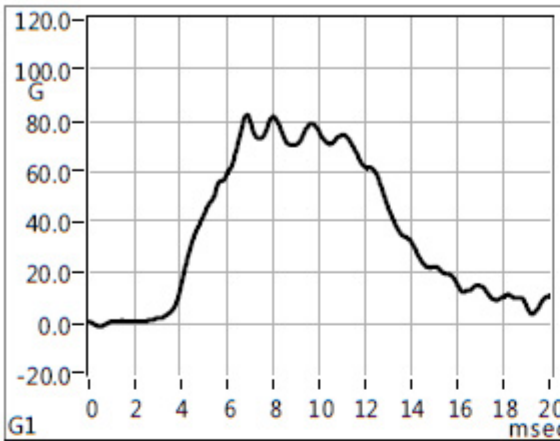
Impact Uni-Axial

Testing Laboratory : Taicang ACT Lab

Address : No.35 Zhenghe Road, Ludu Town,
Taicang City, Suzhou, Jiangsu
Province, China 215412

Helmet Manufacturer :
Address :

Laboratory Technician name : Carry
Batch Number :
Ref. P.O. Number :



Model : HF-900DV
Color : Black
Size : L(59-60cm)
Weight : 1411.00 g
Manufacturing Date : 27 Apr 2020
Standard Request : FMVSS 218
Identification Code : 1065.0010.001-B
Headform Model : D.O.T.
Headform Size : C D.O.T
Conditioning : Cold
Laboratory Temperature : 22 deg C
Laboratory Humidity : 57 %
Selected Filter Frequency : 1650 Hz
Maximum Peak G's authorized : 400 G
Maximum Peak m/s² authorized : 3923 m/s²
Drop mass assembly : 5.000 kg
Time gate flag height : 25.50 mm
Acc. sensibility (axis Z) : 9.93

Impact #	Peak Acc.(G)	Velocity IN (m/sec)	Drop Height (cm)	Anvil type	Delta T 150G (msec)	Delta T 200G (msec)	Position	Test Date	Test Time	Friction (%)	PASS or FAIL
5	82.1	5.2134	145.0	HEMI	0.00	0.00	LF FRONT	2020-04-27	10:23:47	2.2	Pass
6	97.3	5.2234	145.0	HEMI	0.00	0.00	LF FRONT	2020-04-27	10:24:13	2.1	Pass
7	103.7	5.2213	145.0	HEMI	0.00	0.00	RT REAR	2020-04-27	10:33:35	2.1	Pass
8	101.3	5.2189	145.0	HEMI	0.00	0.00	RT REAR	2020-04-27	10:33:52	2.1	Pass

Impact Uni-Axial

Testing Laboratory : Taicang ACT Lab

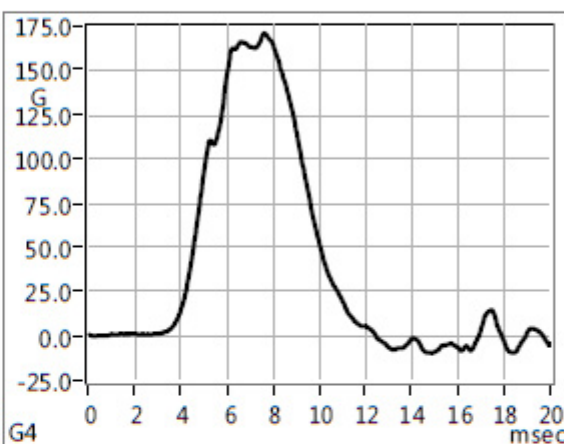
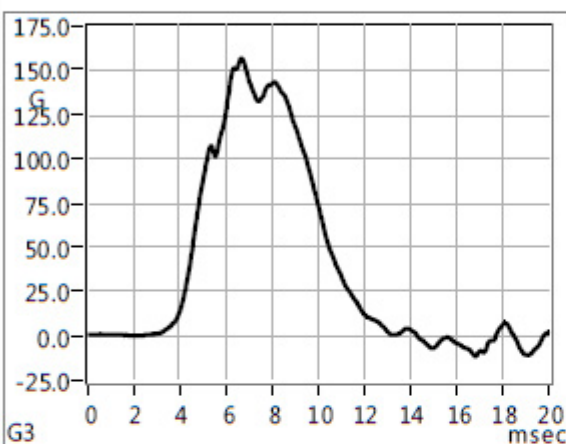
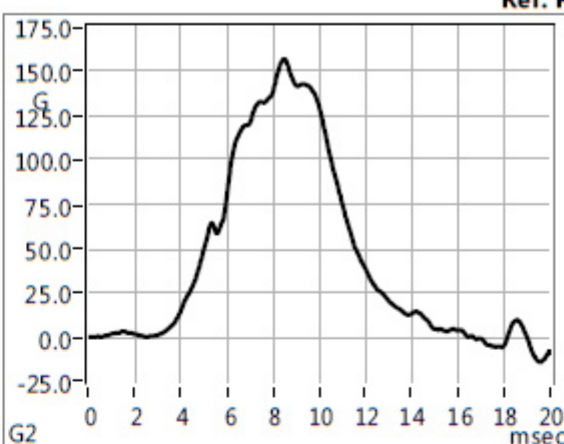
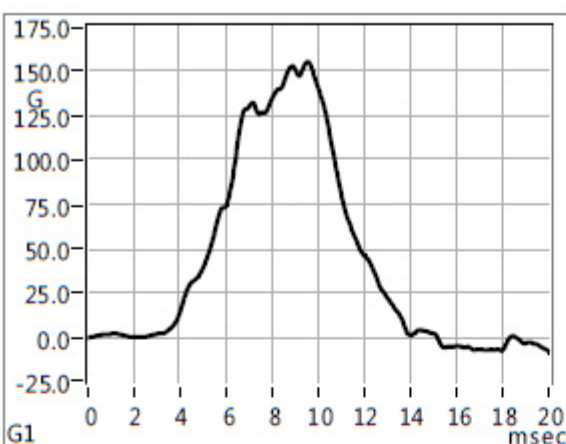
Address : No.35 Zhenghe Road, Ludu Town,
Taicang City, Suzhou, Jiangsu
Province, China 215412

Helmet Manufacturer :
Address :

Laboratory Technician name : Carry

Batch Number :

Ref. P.O. Number :



Model : HF-900DV
Color : Black
Size : L(59-60cm)
Weight : 1411.00 g
Manufacturing Date : 27 Apr 2020
Standard Request : FMVSS 218
Identification Code : 1065.0010.001-C
Headform Model : D.O.T.
Headform Size : C D.O.T
Conditioning : Hot
Laboratory Temperature : 22 deg C
Laboratory Humidity : 57 %
Selected Filter Frequency : 1650 Hz
Maximum Peak G's authorized : 400 G
Maximum Peak m/s² authorized : 3923 m/s²
Drop mass assembly : 5.000 kg
Time gate flag height : 25.50 mm
Acc. sensibility (axis Z) : 9.93

Impact #	Peak Acc.(G)	Velocity IN (m/sec)	Drop Height (cm)	Anvil type	Delta T 150G (msec)	Delta T 200G (msec)	Position	Test Date	Test Time	Friction (%)	PASS or FAIL
1	155.4	6.0198	192.0	FLAT	0.84	0.00	RT FRONT	2020-04-27	09:55:01	1.9	Pass
2	156.8	5.9741	192.0	FLAT	0.50	0.00	RT FRONT	2020-04-27	09:55:29	2.6	Pass
3	156.3	6.0358	192.0	FLAT	0.58	0.00	LF REAR	2020-04-27	10:12:12	1.6	Pass
4	170.6	6.0134	192.0	FLAT	2.30	0.00	LF REAR	2020-04-27	10:12:46	2.0	Pass

Impact Uni-Axial

Testing Laboratory : Taicang ACT Lab

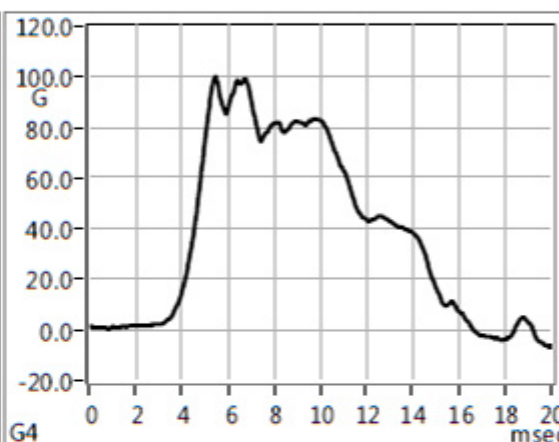
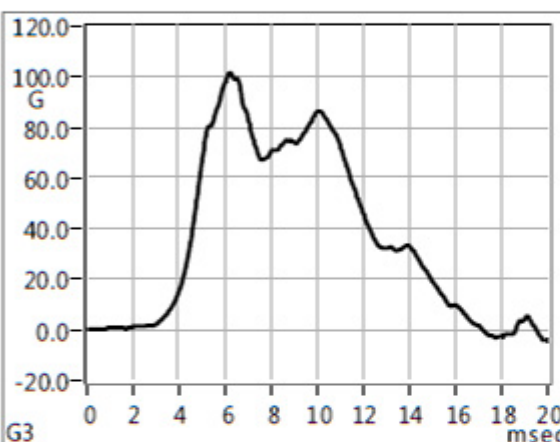
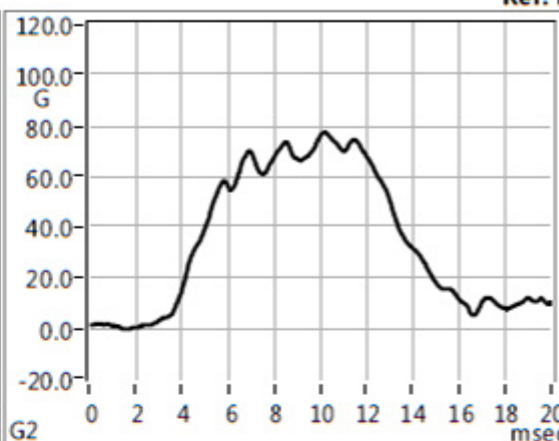
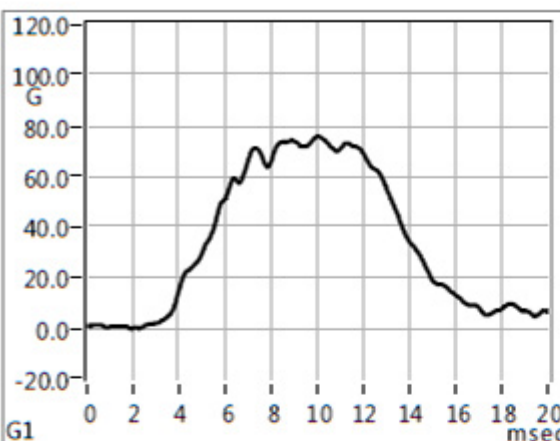
Address : No.35 Zhenghe Road, Ludu Town,
Taicang City, Suzhou, Jiangsu
Province, China 215412

Helmet Manufacturer :
Address :

Laboratory Technician name : Carry

Batch Number :

Ref. P.O. Number :



Model : HF-900DV
Color : Black
Size : L(59-60cm)
Weight : 1411.00 g
Manufacturing Date : 27 Apr 2020
Standard Request : FMVSS 218
Identification Code : 1065.0010.001-C
Headform Model : D.O.T.
Headform Size : C D.O.T
Conditioning : Hot
Laboratory Temperature : 22 deg C
Laboratory Humidity : 57 %
Selected Filter Frequency : 1650 Hz
Maximum Peak G's authorized : 400 G
Maximum Peak m/s² authorized : 3923 m/s²
Drop mass assembly : 5.000 kg
Time gate flag height : 25.50 mm
Acc. sensibility (axis Z) : 9.93

Impact #	Peak Acc.(G)	Velocity IN (m/sec)	Drop Height (cm)	Anvil type	Delta T 150G (msec)	Delta T 200G (msec)	Position	Test Date	Test Time	Friction (%)	PASS or FAIL
5	75.7	5.2077	145.0	HEMI	0.00	0.00	LF FRONT	2020-04-27	10:26:48	2.3	Pass
6	77.2	5.2077	145.0	HEMI	0.00	0.00	LF FRONT	2020-04-27	10:27:08	2.3	Pass
7	101.3	5.2477	145.0	HEMI	0.00	0.00	RT REAR	2020-04-27	10:35:10	1.6	Pass
8	99.8	5.1714	145.0	HEMI	0.00	0.00	RT REAR	2020-04-27	10:35:30	3.0	Pass

Impact Uni-Axial

Testing Laboratory : Taicang ACT Lab

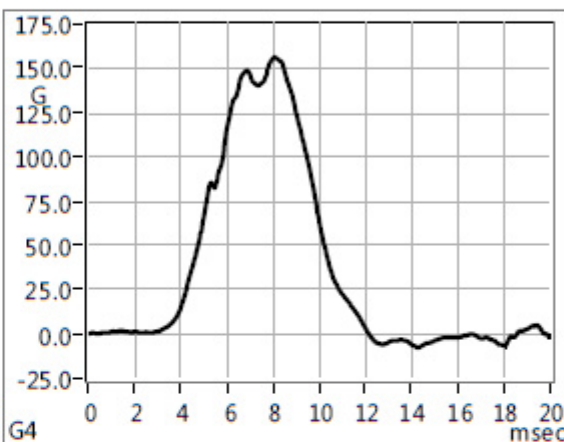
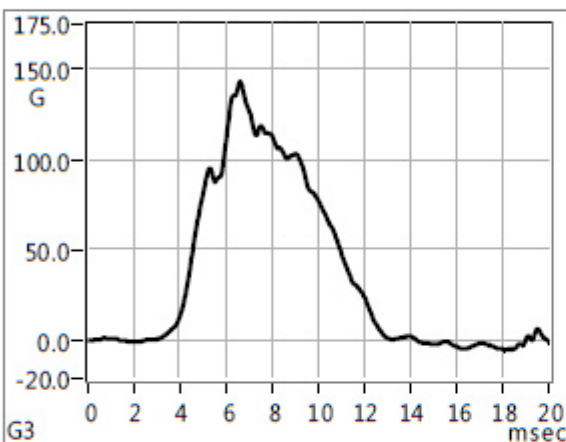
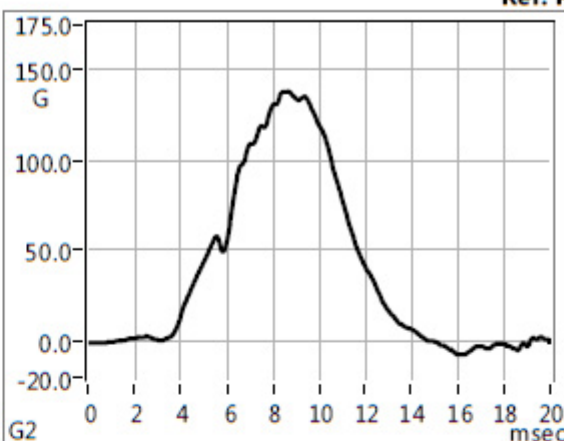
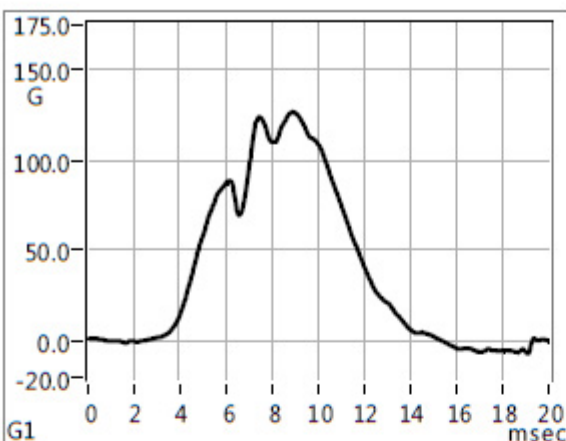
Address : No.35 Zhenghe Road, Ludu Town,
Taicang City, Suzhou, Jiangsu
Province, China 215412

Helmet Manufacturer :
Address :

Laboratory Technician name : Carry

Batch Number :

Ref. P.O. Number :



Model : HF-900DV
Color : Black
Size : L(59-60cm)
Weight : 1406.00 g
Manufacturing Date : 27 Apr 2020
Standard Request : FMVSS 218
Identification Code : 1065.0010.001-D
Headform Model : D.O.T.
Headform Size : C D.O.T
Conditioning : Wet
Laboratory Temperature : 22 deg C
Laboratory Humidity : 57 %
Selected Filter Frequency : 1650 Hz
Maximum Peak G's authorized : 400 G
Maximum Peak m/s² authorized : 3923 m/s²
Drop mass assembly : 5.000 kg
Time gate flag height : 25.50 mm
Acc. sensibility (axis Z) : 9.93

Impact #	Peak Acc.(G)	Velocity IN (m/sec)	Drop Height (cm)	Anvil type	Delta T 150G (msec)	Delta T 200G (msec)	Position	Test Date	Test Time	Friction (%)	PASS or FAIL
1	126.8	5.9951	192.0	FLAT	0.00	0.00	RT FRONT	2020-04-27	09:57:45	2.3	Pass
2	138.1	5.9908	192.0	FLAT	0.00	0.00	RT FRONT	2020-04-27	09:58:11	2.4	Pass
3	143.1	6.0356	192.0	FLAT	0.00	0.00	LF REAR	2020-04-27	10:05:49	1.6	Pass
4	155.8	6.0152	192.0	FLAT	0.67	0.00	LF REAR	2020-04-27	10:06:15	2.0	Pass

Impact Uni-Axial

Testing Laboratory : Taicang ACT Lab

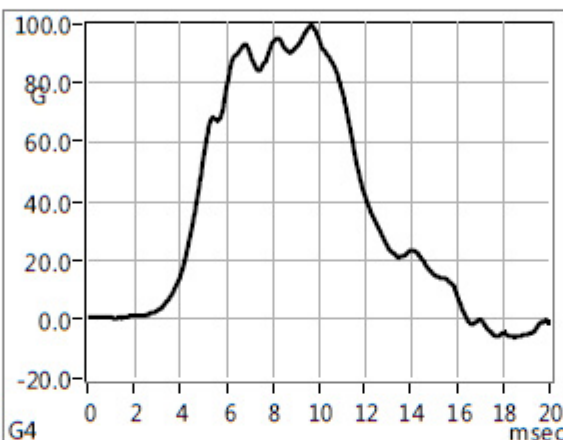
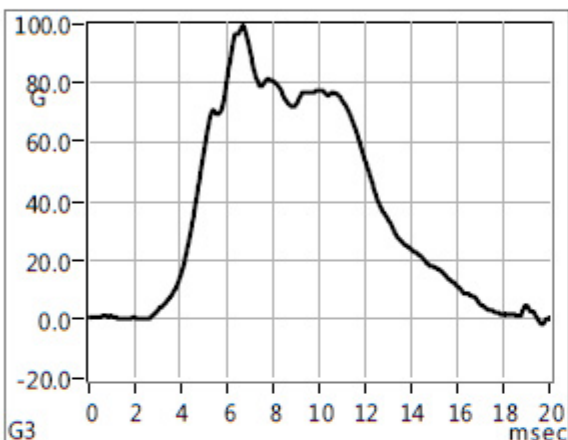
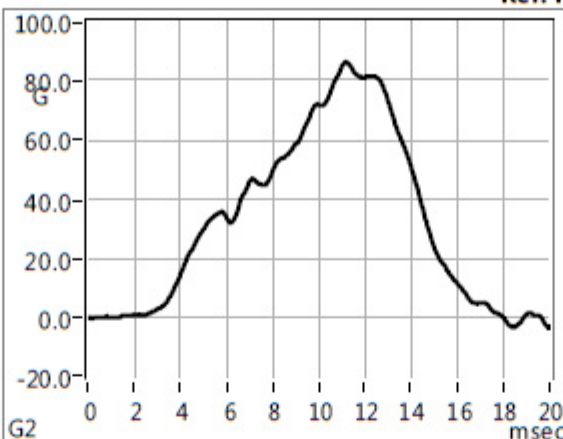
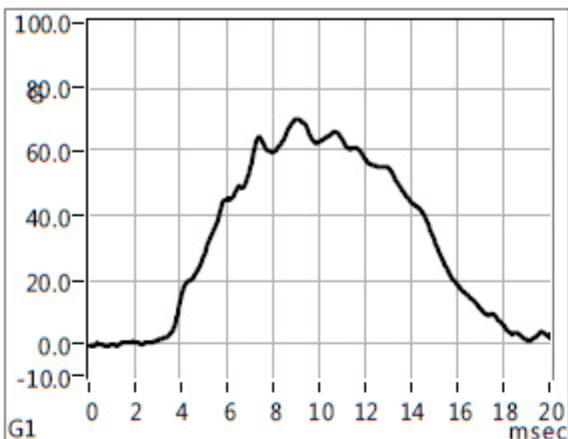
Address : No.35 Zhenghe Road, Ludu Town,
Taicang City, Suzhou, Jiangsu
Province, China 215412

Helmet Manufacturer :
Address :

Laboratory Technician name : Carry

Batch Number :

Ref. P.O. Number :

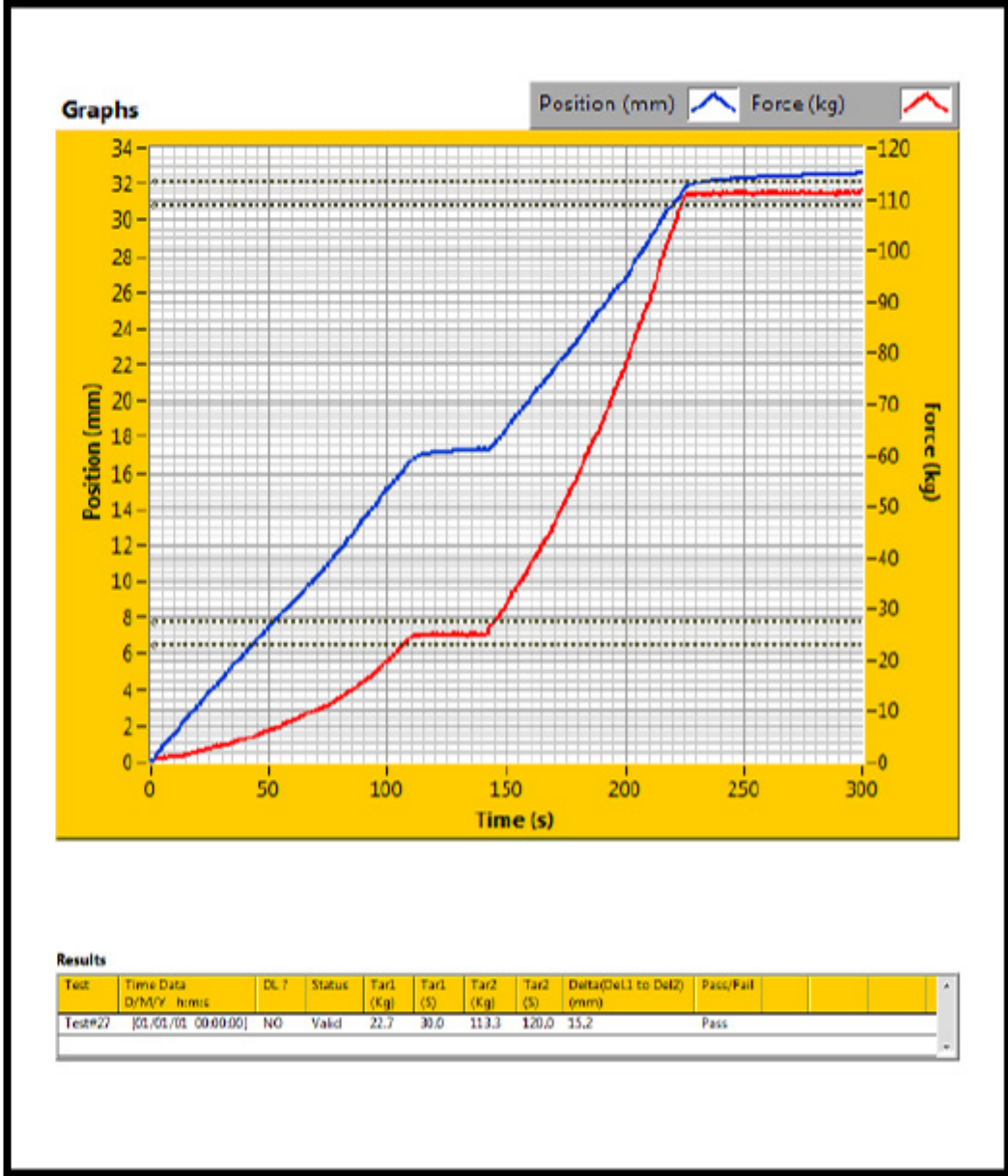


Model : HF-900DV
Color : Black
Size : L(59-60cm)
Weight : 1406.00 g
Manufacturing Date : 27 Apr 2020
Standard Request : FMVSS 218
Identification Code : 1065.0010.001-D
Headform Model : D.O.T.
Headform Size : C D.O.T
Conditioning : Wet
Laboratory Temperature : 22 deg C
Laboratory Humidity : 57 %
Selected Filter Frequency : 1650 Hz
Maximum Peak G's authorized : 400 G
Maximum Peak m/s² authorized : 3923 m/s²
Drop mass assembly : 5.000 kg
Time gate flag height : 25.50 mm
Acc. sensibility (axis Z) : 9.93

Impact #	Peak Acc.(G)	Velocity IN (m/sec)	Drop Height (cm)	Anvil type	Delta T 150G (msec)	Delta T 200G (msec)	Position	Test Date	Test Time	Friction (%)	PASS or FAIL
5	69.8	5.2207	145.0	HEMI	0.00	0.00	LF FRONT	2020-04-27	10:21:52	2.1	Pass
6	86.5	5.2341	145.0	HEMI	0.00	0.00	LF FRONT	2020-04-27	10:22:11	1.9	Pass
7	99.3	5.2433	145.0	HEMI	0.00	0.00	RT REAR	2020-04-27	10:32:06	1.7	Pass
8	99.3	5.2391	145.0	HEMI	0.00	0.00	RT REAR	2020-04-27	10:32:22	1.8	Pass

DOT Auto – Test results

Laboratory		
Laboratory	ACT Lab	
Technician	Carry	
Temperature	22	
Humidity	57%	
Sample		
Model	HF-900DV	
Color	Black	
Size	L	
Weight	1455	
Manufacturer		
Manuf. Date	05/20	
Infos		
Standard	FMVSS No.218	
Comment	1065.0010.001-A	



DOT Auto – Test results

Laboratory

Laboratory ACT Lab
 Technician Carry
 Temperature 22
 Humidity 57%

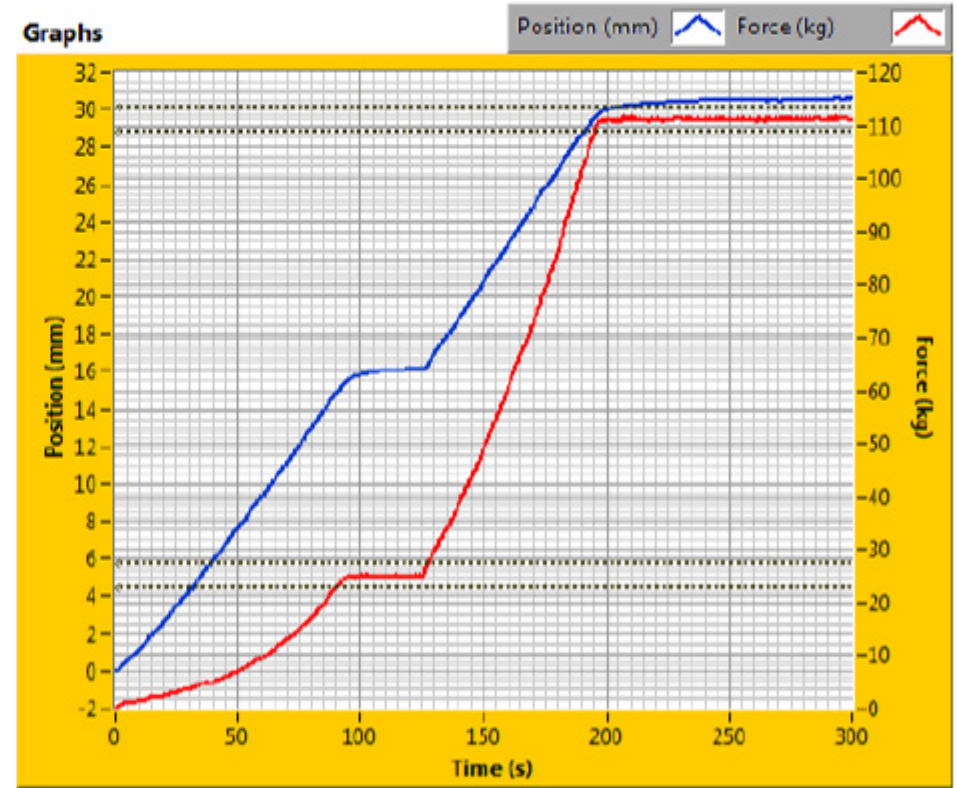
Sample

Model HF-900DV
 Color Black
 Size L
 Weight 1411
 Manufacturer
 Manuf. Date 05/20

Infos

Standard FMVSS No.218
 Comment 1065.0010.001-B

Graphs



Results

Test	Time Data D/M/Y h:m:s	DL ?	Status	Tar1 (Kg)	Tar1 (S)	Tar2 (Kg)	Tar2 (S)	Delta(Del1 to Del2) (mm)	Pass/Fail
Test#28	[01/01/01 0000.00]	NO	Valid	22.7	30.0	113.3	120.0	14.4	Pass

DOT Auto – Test results

Laboratory

Laboratory ACT Lab
 Technician Carry
 Temperature 22
 Humidity 57%

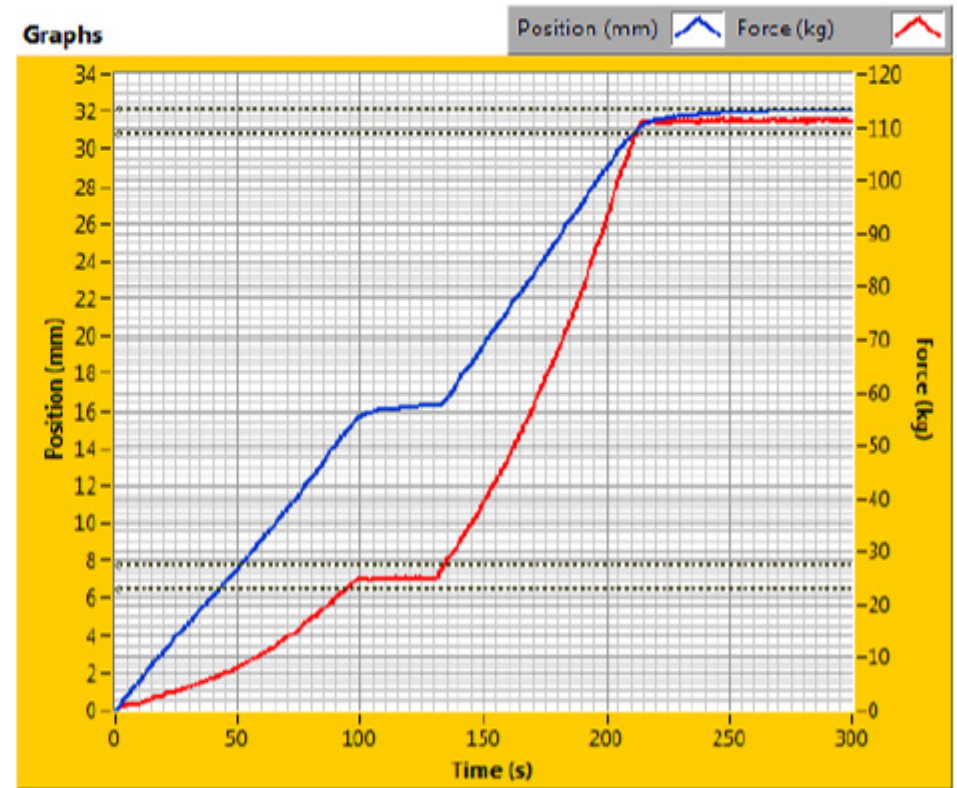
Sample

Model HF-900DV
 Color Black
 Size L
 Weight 1411
 Manufacturer
 Manuf. Date 05/20

Infos

Standard FMVSS No.218
 Comment 1065.0010.001-C

Graphs



Results

Test	Time Data D/M/Y h:m:s	DL ?	Status	Tar1 (Kg)	Tar1 (S)	Tar2 (Kg)	Tar2 (S)	Delta(Del1 to Del2) (mm)	Pass/Fail
Test#29	[01/01/01 0000.00]	NO	Valid	22.7	30.0	113.3	120.0	15.7	Pass

DOT Auto – Test results

Laboratory

Laboratory ACT Lab
 Technician Carry
 Temperature 22
 Humidity 57%

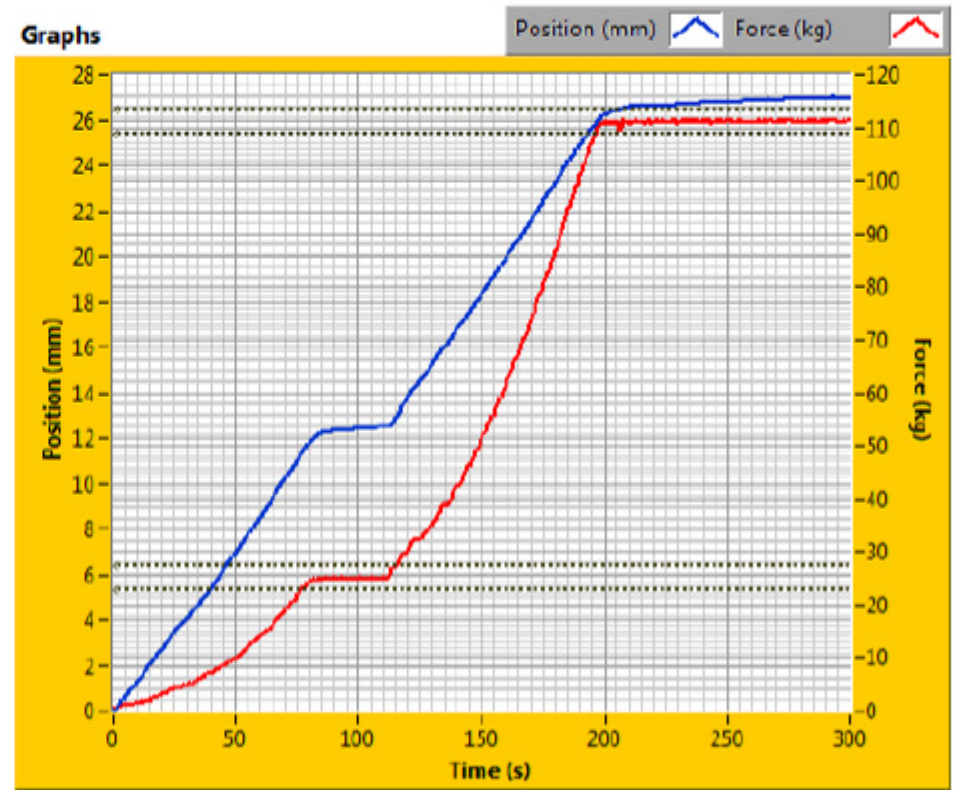
Sample

Model HF-900DV
 Color Black
 Size L
 Weight 1406
 Manufacturer
 Manuf. Date 05/20

Infos

Standard FMVSS No.218
 Comment 1065.0010.001-D

Graphs



Results

Test	Time Data D/M/Y h:m:s	DL ?	Status	Tar1 (Kg)	Tar1 (S)	Tar2 (Kg)	Tar2 (S)	Delta(Del1 to Del2) (mm)	Pass/Fail
Test#30	[01/01/01 0000.00]	NO	Valid	22.7	30.0	113.3	120.0	14.4	Pass

APPENDIX A

INTERPRETATIONS OR DEVIATIONS FROM FMVSS 218

1. S5.6 Labeling: *Client has supplied digital artwork for section 5.6.2. ACT has only evaluated that the required content is present, additional formatting, appearance and permanency requirements unable to be evaluated.
2. Excess water on the water immersed sample was allowed to drip off before testing to prevent water damage to test equipment.

APPENDIX B

EQUIPMENT LIST AND CALIBRATION SCHEDULES

EQUIPMENT INFORMATION

General Information

Drop System: Monorail
Software: Cadex Impact Software v 6.4f

Item	Model	S/N
Computer	VD200PA#AB2	CNG9211DB1
Data Acquisition Board	187570H-01	13EC16A
Time Gate	Cadex	HVTG12009033-1
Control Box	PC4300	CCS120090331-1

Headforms

Item	Size	Model	Assembly Wt., grams
Uni-Axial	Headform Size DOT SMALL	Cadex	3573
Uni-Axial	Headform Size DOT MEDIUM	Cadex	5060
Uni-Axial	Headform Size DOT LARGE	Cadex	6185

Sensors

Item		Model	S/N
Uni-Axial	Accelerometer	PCB 353B18	86079



EQUIPMENT LIST AND CALIBRATION SCHEDULES

Testing Equipment					
Item No.	Description	Manufacture	Model	S/N	Date
H1002	Monorail	Cadex	Series 2000	None	N/A
H1001	Monorail/Tri-Axial	Cadex	1000_00_MIMAT	None	N/A
H1015	Positional Stability Fixture	Protec	N/A	None	N/A
H1017	Dynamic Strap Machine	Cadex	SB033	None	N/A
H1049	DOT Headform	Cadex	Small	3570	16 Sep 2019
H1050	DOT Headform	Cadex	Medium	5057	16 Sep 2019
H1051	DOT Headform	Cadex	Large	6182	16 Sep 2019
H1053	System Check MEP Pad	Cadex	345_08_MP60	30051201	N/A
H1060	Anvil	Cadex	Hemispherical	None	16 Sep 2019
H1062	Anvil	Cadex	Flat	None	16 Sep 2019
H1030	High Temp Cabinet	Shanghai Boxun	92*9240MBE	8285	25 Jun 2019
H1031	High Temp Cabinet	/	DHG-9426	1503338018	24 Oct 2019
H1032	Low Temp Cabinet	Haier	DW-25W300	BE062100NO OB29578VMO	25 Jun 2019
H1033	Low Temp Cabinet	Haier	DW-50W225	F8LMJ	24 Oct 2019
H1034	Water Conditioning Container	Rubbermaid	None	None	N/A
H1026	Laser Test Line Table	Cadex	SB005	TLTV2KB	N/A
---	Computer	DELL	Optiplex 5040	3K51LF2	N/A
H1010	Control Center System	Cadex	Pc4300	CCS120090331-1	N/A
H1011	Impact Machine Control System	Cadex	DX3000	None	N/A
H1064	Control Center System	Cadex	CCS-PC 4400	CCS120120810-1	N/A
H1027	Peripheral Vision Apparatus	Hongtu	H-002	0.7"	26 Oct 2018

Contract File No.: 1065.0010
Test File: 001

Technician: Edward Wang
Test Date: 27 April 2020



EQUIPMENT LIST AND CALIBRATION SCHEDULES

Calibrated Measurement Equipment						
Item No.	Description	Manufacture and Model	Serial No.	Accuracy	Calibration	
					Last	Next
H1003	Velocity Gate	Cadex	HVTG120120810-1	0.16msec	02 Oct 2019	01 Oct 2020
H1004	Velocity Gate	Cadex	HVTG120090331-1	0.16msec	23 Jan 2020	22 Jan 2021
H1006	Accelerometer	PCB - 353B18	131607	9.932 mV/g	04 Oct 2019	03 Oct 2020
H1007	Accelerometer	PCB - 353B18	86079	10.30 mV/g	04 Oct 2019	03 Oct 2020
H1014	LVDT	Volfa - LWE-200	2002572	0.01	24 Oct 2019	23 Oct 2020
H1012	LVDT Amplifier	Schaevitz - C20101007753	J72863	-	24 Oct 2019	23 Oct 2020
H1036	Environmental Monitoring	Anymeter TH-602F	3238	2%	25 Jun 2019	24 Jun 2020
H1025	Scale	Shanghai Yousheng BT-6	12230126	0.2g	25 Jun 2019	24 Jun 2020
H1008	Digital Tape	Starrett	5027526-B	0.1mm	26 Jun 2019	25 Jun 2020
H1009	Digital Tape	Starrett	5027526	0.1 mm	25 Oct 2019	24 Oct 2020
H1073	Height Gauge	Guanglu	03000002	0.01 mm	29 Sep 2019	28 Sep 2020

Contract File No.: 1065.0010

Test File: 001

Control Document: Official ACT/FMVSS No.218/Report Template TP-07 CN 19 November 2019 Rev.9

SharePoint/GlobalResourceLibrary/Reporting/ReportTemplates/Helmets/FMVSS No.218

30 of 38


Technician: Edward Wang

Test Date: 27 April 2020



APPENDIX C

PHOTOGRAPHS





Low temperature conditioning cabinet



Water immersion equipment



High temperature chamber









L
59-60

WARNING!

- . SHELL CONSTRUCTED OF ABS/FIBERGLASS.
POLYESTER RESIN AND POLYSTYRENE LINER RESPECTIVELY.
- . NO HELMET CAN PROTECT THE USER AGAINST ALL FORESEEABLE IMPACTS.
- . FOR MAXIMUM PROTECTION, THE HELMET MUST BE PROPERLY AND SECURELY FITTED AND SHOULD PROVIDE ADEQUATE PERIPHERAL VISION.
- . ALL RETENTION STRAPS (CHIN STRAP) MUST BE SECURELY FASTENED.
- . HELMET CAN BE SERIOUSLY DAMAGED BY MANY COMMON SUBSTANCES WITHOUT DAMAGE BEING VISIBLE TO THE USER.
- . APPLY ONLY MILD SOAP AND WATER FOR CLEANING.
- . DO NOT MAKE ANY MODIFICATIONS TO THIS HELMET.
- . IF THE HELMET EXPERIENCES A SEVERE BLOW RETURN TO THE MANUFACTURER FOR INSPECTION OR DESTROY AND REPLACE IT.
- . THIS HELMET IS FOR MOTORCYCLE USE ONLY.
- . THIS HELMET IS NOT MEANT FOR USE AS A FIRE RETARDANT PRODUCT AND ALSO NOT CONTAIN ANY FIRE RETARDANT MATERIALS.

PRODUCTION DATE: 2020

1	2	3	4	5	6
7	8	9	10	11	12

LOCKING AND UNLOCKING METHODS

